




# Medical Breakout Session

2022 Bank of America Chicago Marathon Event Preparation meeting

# Medical breakout session

1. Director's introduction
2. Medical program overview
3. 2022 medical equipment and services
4. Grant Park office locations and services
5. Medical volunteer check-in
6. Medical services locations
7. Medical records
8. Key processes
9. Medical data collection
10. Medical Response
11. Important dates





BANK OF AMERICA   
**Chicago  
Marathon®**

# 2022 Medical program overview

# 2022 Medical Program updates

## **Medical facility and supply updates**

- Balbo Medical Tent has returned to its 2019 footprint
- There is no longer a Post Race Party massage tent
- There will still be a small side tent for medically necessary massage at Jackson Medical Tent

## **Nursing mothers**

- Nursing station provided in the Hilton before and after the race
- Mothers might approach Course Medical Tents to request space during the race
  - A spectator will meet them with their gear, including large backpack with pump

# Transition of care to Superior EMS

## **3:30 p.m. transition begins:**

- Dedicated section in Balbo remains open until 5:00 p.m.
- Supplies and furniture will remain in section
- Will collaborate with Superior on patient care and transport
- Transition criteria will be posted in Balbo and Jackson



# 2022 Medical equipment & services

# AEDs and Monitors from Stryker & SOS/Allied 100

## 34 LIFEPAK AEDs with EKG leads

- 22 for CMT #01-20, Laflin & Indiana
- 4 for spotter towers
- 7 to finish line (backpacks)
- 1 to Code Team (backpack)

## 12 Lifepack (15) monitors

- 8 in Balbo ICU
- 4 in Jackson ICU



# Stryker medical equipment

## 10 Big wheel stretchers

- 8 Balbo ICU
- 2 Jackson ICU



## 4 EMS Power Cots

- Finish line



## 40 Mistral hot air blankets

- 20 Balbo
  - 400 blankets
- 10 Balbo
  - 250 blankets





# DataTherm II Continuous Temperature Monitor

## DataTherm Units in Pelican cases

- At Balbo and Jackson
- CMT 13-18 and Indiana

## Tourniquets

- All EMS vehicles
- Field bag in Balbo ICU



# CulturaLink language interpretation services

## Video, phone, and live interpretation available

- 4 video units
  - 2 in Balbo
  - 1 in Jackson
  - 1 in Podiatry
- 2000 minutes phone time
  - Phone number on back of credentials
- Support staff on site

**Language Interpretation Service**

# CulturaLink

Accessing Qualified Medical Interpreters from any phone is as easy as

## 1-2-3

- 1 Dial 1-888-384-0445**
- 2 Enter Your Access Code**  
**88001**
- 3 Be Prepared To Provide**  
Language  
Caller Name  
Patient ID/MRN

**Need Help?** Call 24/7 Customer Support at **888-495-0060** or email us at [support@theculturalink.com](mailto:support@theculturalink.com)

**Important:** Don't forget to capture the Interpreter ID # and document in the patient chart.

[www.theculturalink.com](http://www.theculturalink.com)



BANK OF AMERICA   
**Chicago  
Marathon®**

Grant Park office  
locations and services

# Race Office

## Harrison Volunteer Compound

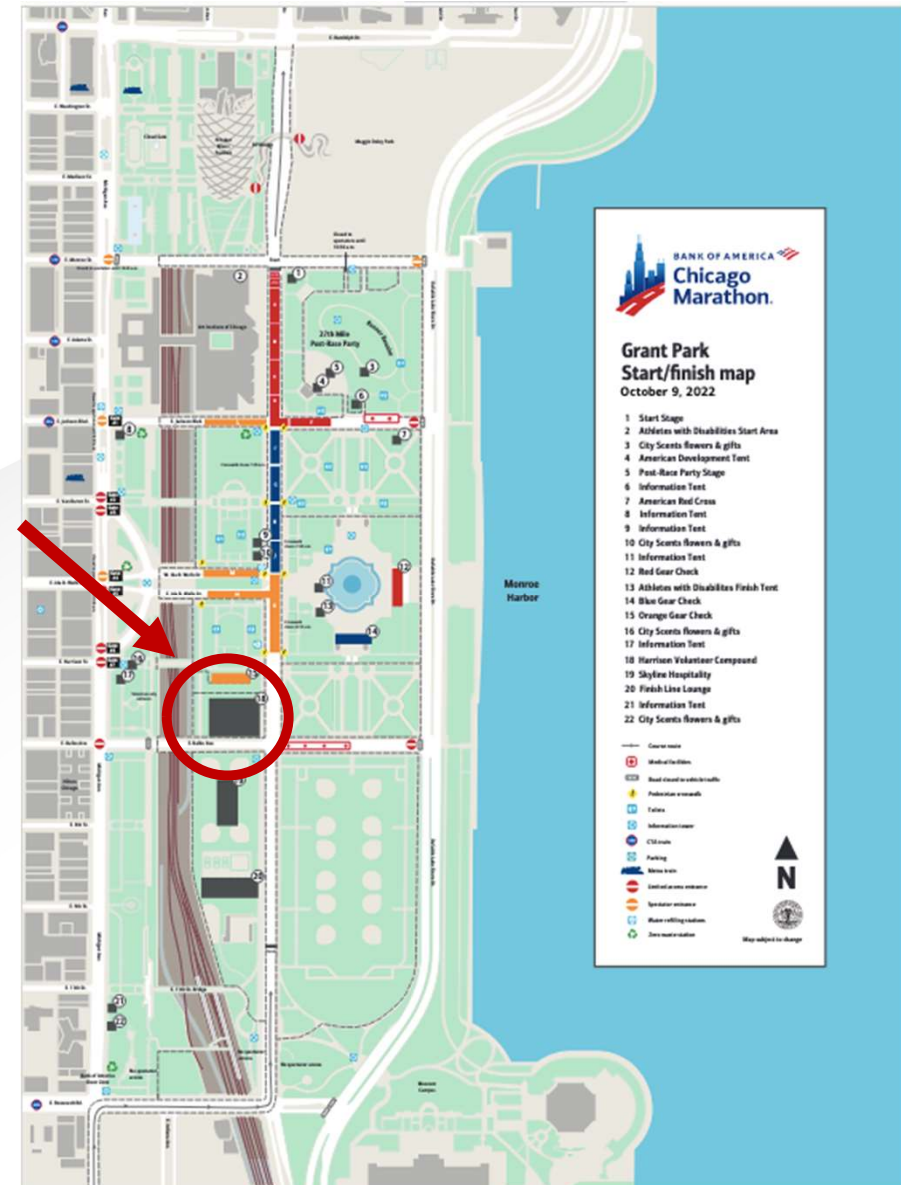
### Event Staff check-in:

- Credentials
- Event gear

### Pick-up hours:

- Wed. 8 a.m. – 5 p.m.
- Thurs- Fri 6 a.m. – 6 p.m.
- Sat. 4 a.m. – 2 p.m.
- Sun. 3 a.m. – 2 p.m.

\* NOTE: Saturday street closures 7 a.m. – 9 a.m.



# Medical Program Trailer

## Operations compound

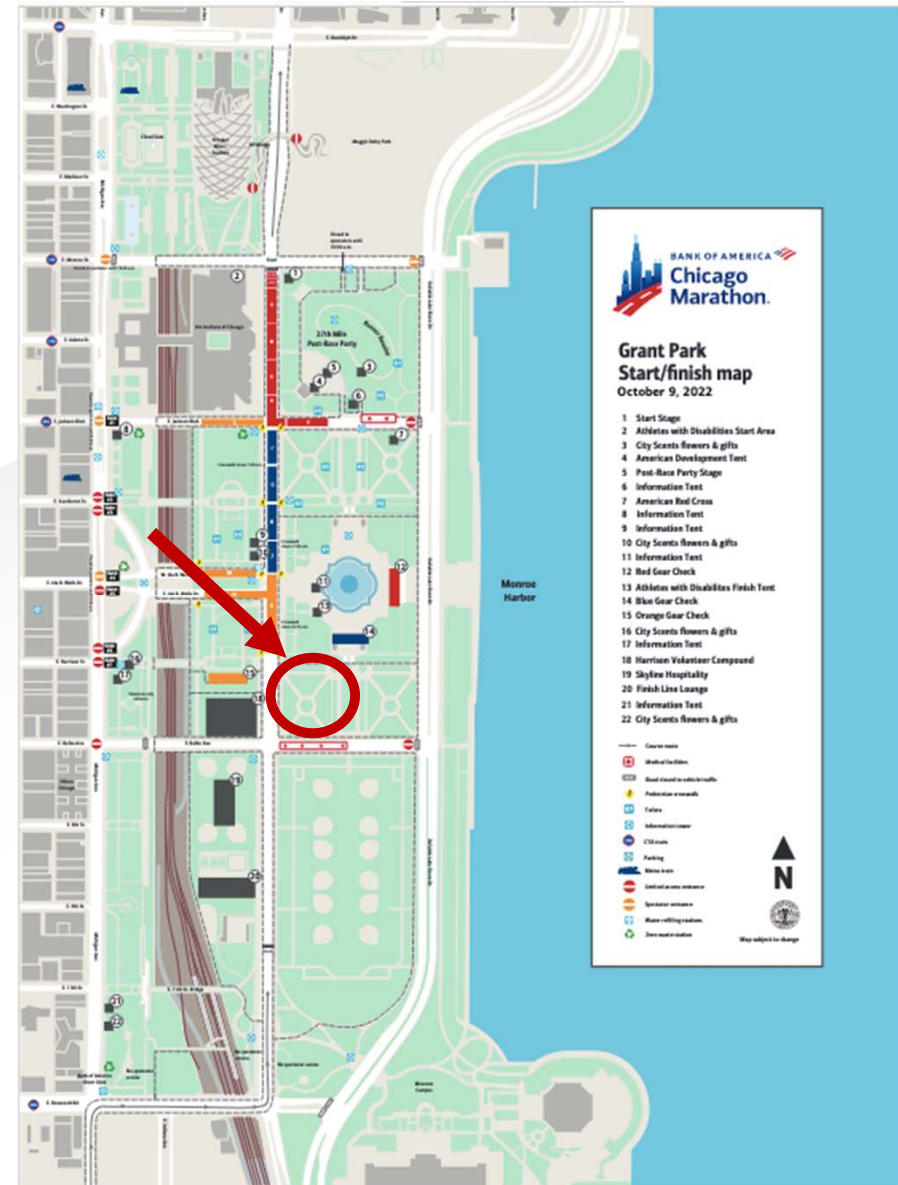
Dates: Oct. 4 to Oct. 10

## Staff

- Medical Director
- Medical Program Manager
- Medical Volunteer Coordinator
- Medical Records
- Medical Logistics team

## Services

- Medical Program management
- Sensitive bin processing
- Medical records processing





BANK OF AMERICA   
**Chicago  
Marathon®**

# Medical Volunteer check-in

# Medical Volunteer check-in New location

**Balbo, east of Harrison Bridge**

## Hours:

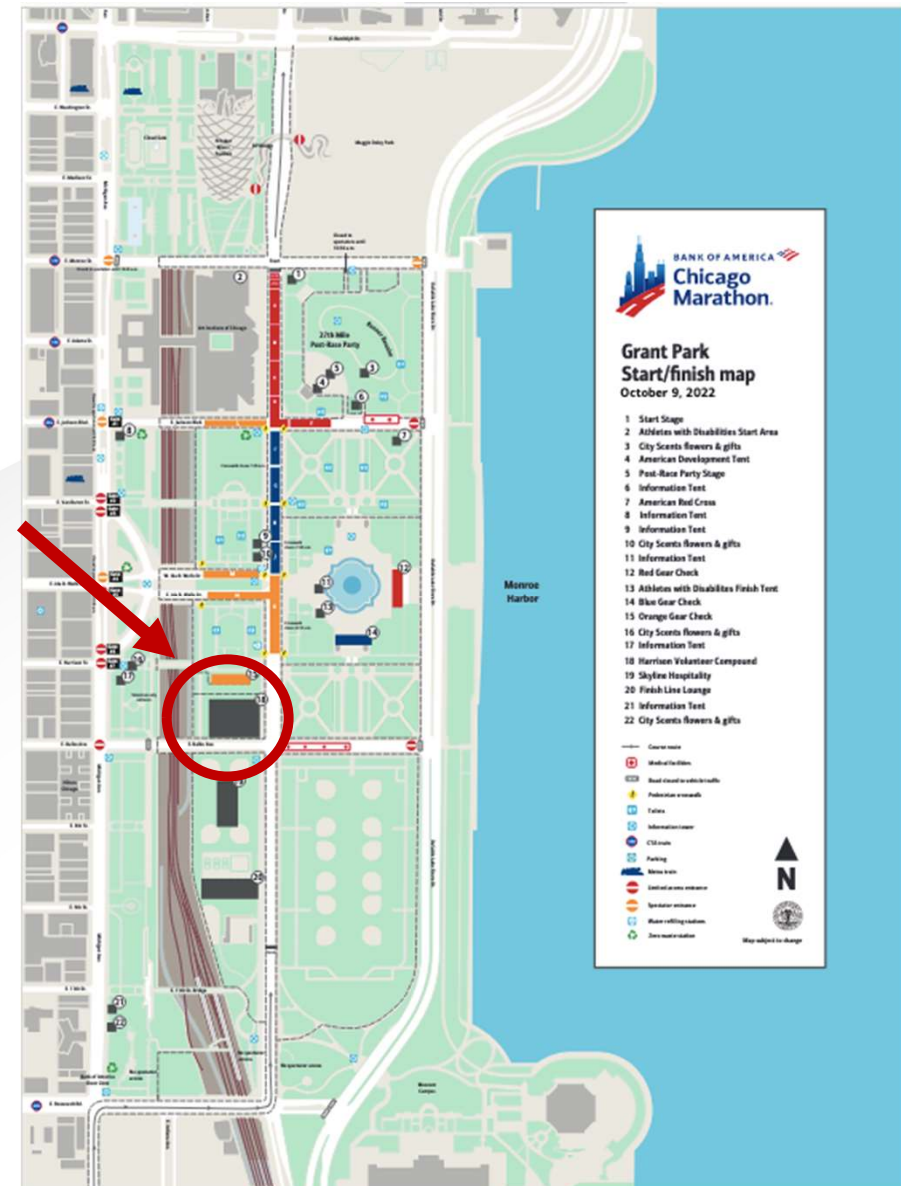
- Sun. 4:45 a.m. to 9:00 a.m.

## Three steps

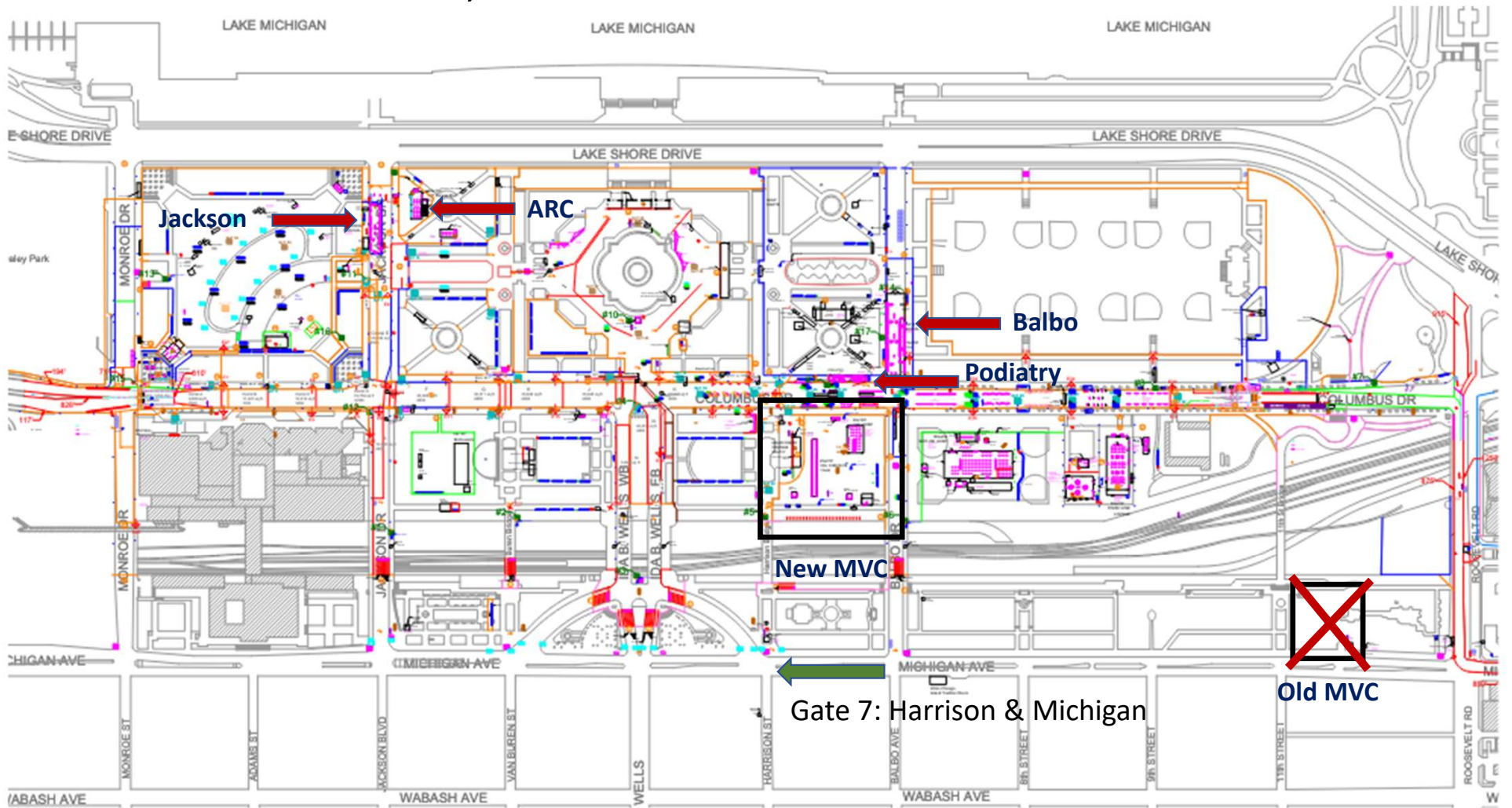
- Step 1: Check-in and credential
- Step 2: Gear
- Step 3: Hospitality

## Volunteer staging

- Course medical tents
- Spotter towers

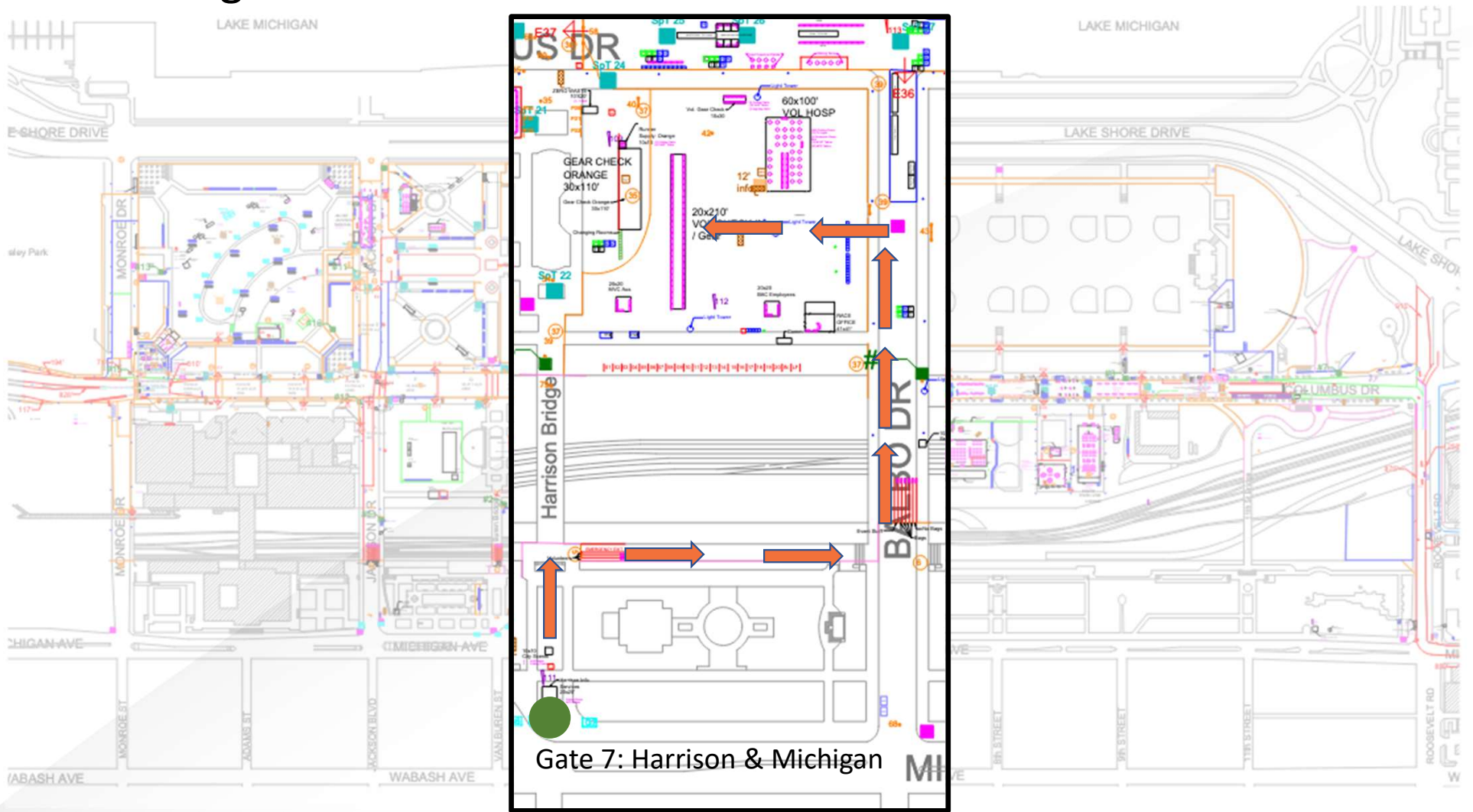


# New location: Balbo, east of Harrison





# Accessing MVC



Accessing MVC: Follow grey signs

## Medical Volunteer Check-in

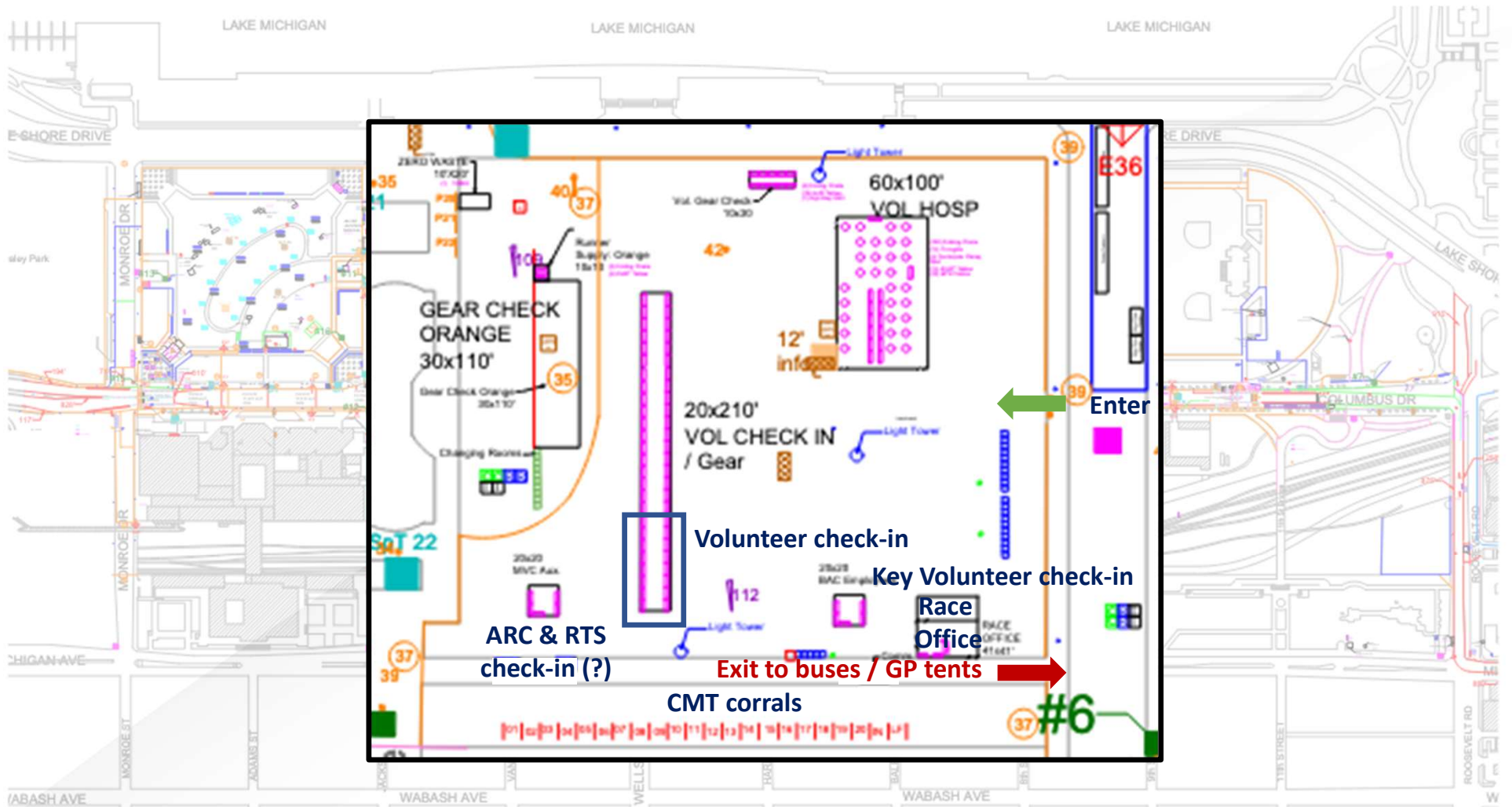
Step 1: Check in and  
pick up credential

Step 2: Pick up  
your gear

## ARC Check-in

## RTS Check-in

# MVC service areas



## Medical volunteer check-in waves

- **4:00 am:** Medical Volunteer check-in tent volunteers
- **4:45 am:** **Medical Committee checks in**
- **5:00 am:** Course Medical Tents #1-12 and Laflin
- **5:15 am:** Course Medical Tents #13-20, and Indiana
- **6:30 am:** Grant Park medical tents  
ARC Family Medical Waiting Area
- **6:15 am:** Medical Response/Finish Line
- **7:00 am:** SOMA massage
- **7:30 am:** Podiatry
- **10:30 am:** Medical Records  
Medical Logistics teardown team
- **11:30 am:** Balbo late team

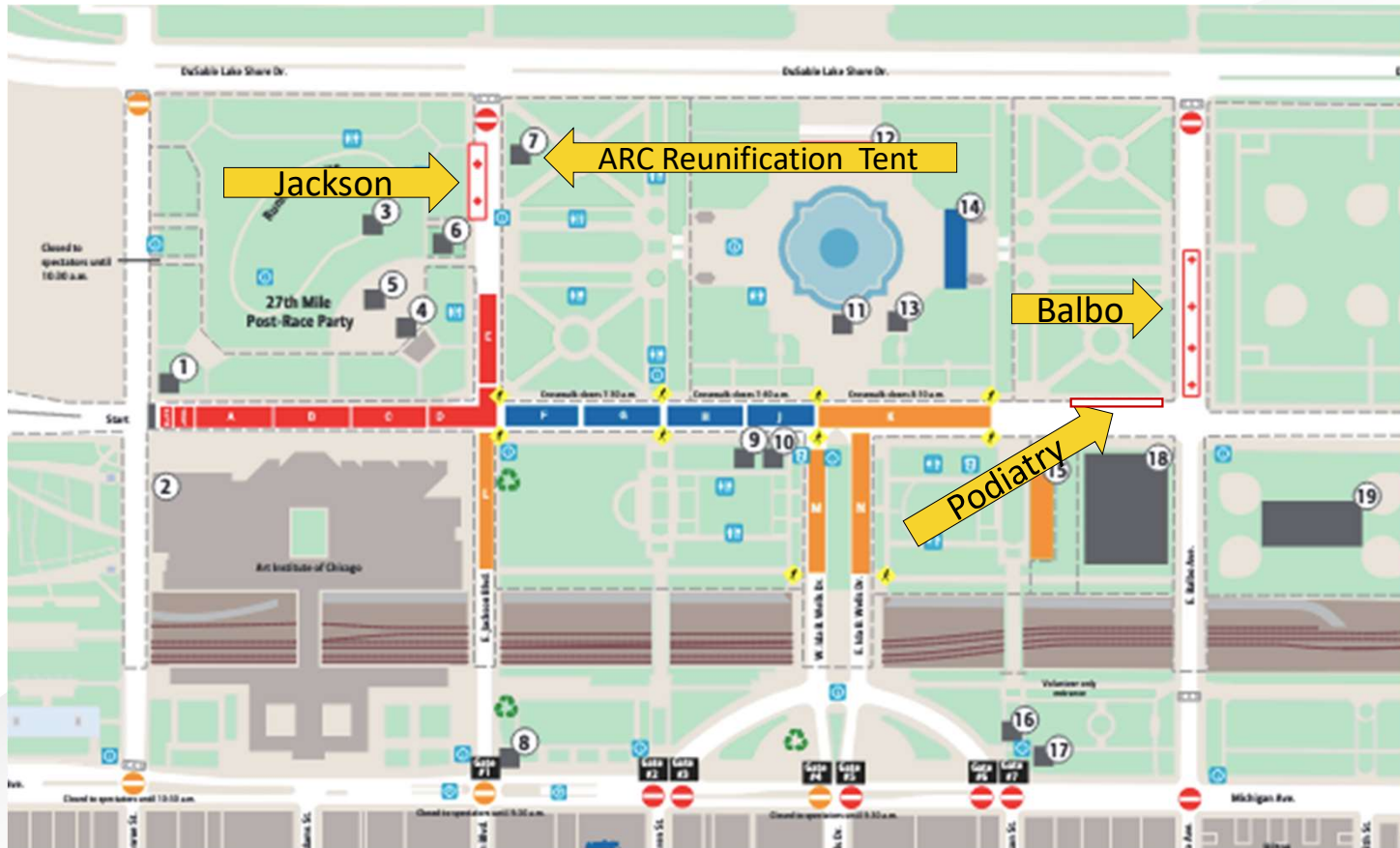
## Course shuttle schedule

- **6:00 a.m.:** CMT #01 – 07
- **6:05 a.m.:** CMT #8 – 12, Laflin Medical Tent
- **6:20 a.m.:** CMT #13 – 20  
Indiana Medical Tent – walk to tent from Grant Park
  
- Volunteers queue in Medical Volunteer check-in compound
- RTS staff will lead waves to buses with lollipop signs



# Medical service locations and volunteer support

# Grant Park medical facilities and ARC Reunification Tent



# ARC Family Reunification Services

## **In-person service areas**

- Forward Command
- Family Medical Waiting Area
- Balbo Medical Tent
- Jackson Medical Tent
- Information Tents

## **Services provided**

- Call center for Incident Command in FC
- Access MPTS to help runners and family members find each other
- Emotional support to runners & family members in Family Medical Waiting Tent
- Golf cart transport for runners (in person only)



# Course medical tents

## 20 Course Medical Tents:

- Located at Aid Stations
- Laflin Medical Tent
- Indiana Medical Tent



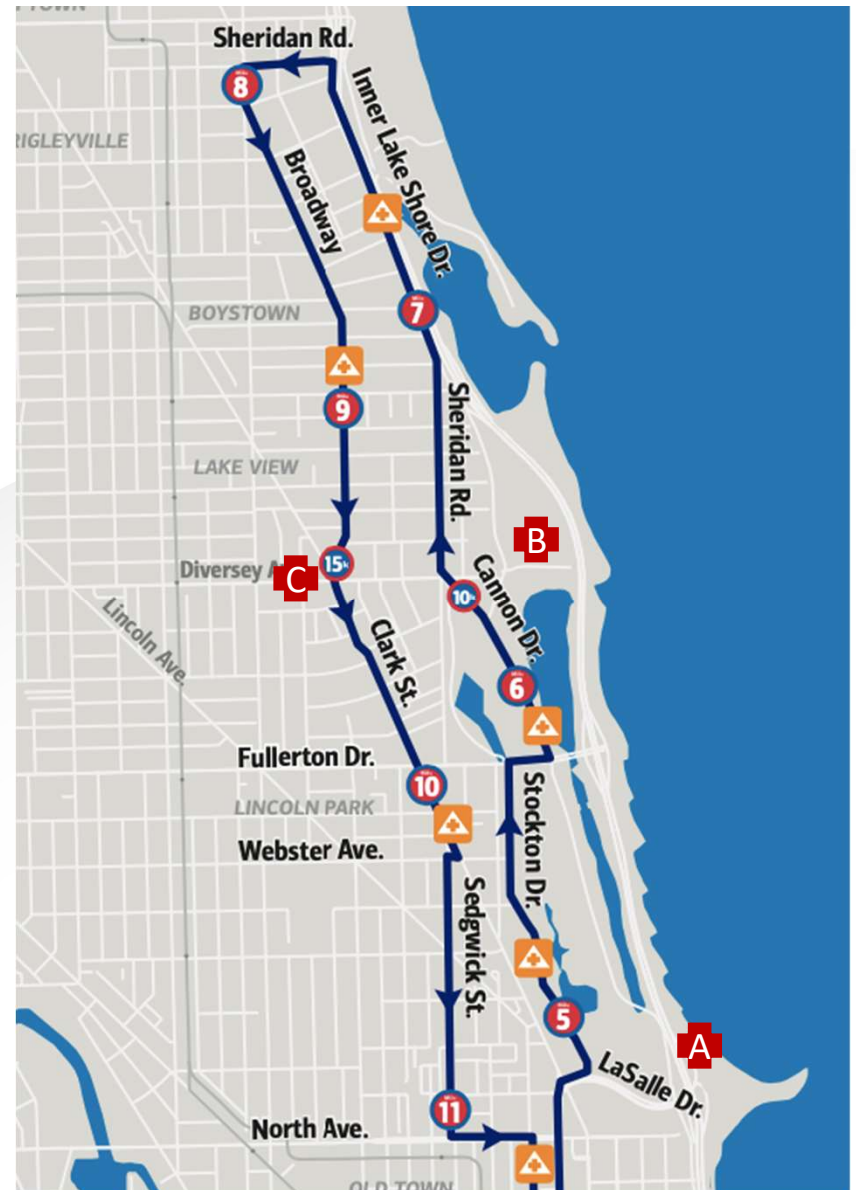
# New CMT locations

- **CMT #10**  
near Franklin & Wacker
- **CMT #16**  
Cermak, east of Halstead
- **CMT #17**  
Move from Wentworth to near 26<sup>th</sup> & Michigan
- **CMT #18**  
Within a couple of blocks of current location



## Superior Ambulance assignment changes

- No rigs at CMTs 1-7
- Rapid Response Groups for quick deployment
  - **Group A:** North Avenue Beach Park Circle
  - **Group B:** Waveland Park at Recreation Drive
  - **Group C:** Diversey and Clark
- CMT's 8-20, Laflin, & Indiana will have rigs as usual



# Professionalism

## **Social media policy**

- HIPAA regulations apply to all medical facilities
- Focus on your event role
- Limit taking photos, recording videos, or posting to social media accounts
- Do not post sensitive event information on social media.
- If you do reference the event in social media, be sure to define your association with the event (i.e., volunteer)

## **Interaction with media**

- Volunteers are not allowed to speak to the media on behalf of the event
- Reply to media: “I am not an official spokesperson of the event.”
- Direct media to media phone number 312.294.6708 on the back of credentials

**Be an example to all medical volunteers—provide guidance and direction**

# Equipment and uniforms

## Event staff:

- Credentials
- Radios
- Golf carts
- ID Vest

## Volunteers:

- Credentials
- Jacket
- Cap (red or white)
- Designation bib
- Bullhorns (spotter towers)



# Hospitality

## Light breakfast

- Collect at Volunteer Check-in
- Breakfast bars, fruit, hot and cold beverages

## Boxed lunches

- Course Medical Tents
  - Travel to CMTs with tent teams
- Balbo and Jackson Medical Tents
- Family Medical Waiting Tent
- Indiana Course Medical Tent

## Coffee, tea, cocoa and snacks

- Grant Park medical tents





BANK OF AMERICA   
**Chicago  
Marathon®**

Medical records

# Medical records

## Medical data collection

- MPTS:
  - Grant Park facilities
  - Course Medical Tents 10-15
- Medical forms: All facilities
  - Triplicate medical forms
  - Fast Track tear pads
  - Grey fields = required information
  - Fill out legibly & completely
    - scribes will enter into MPTS
- Purpose:
  - Back up to MPTS
  - Record for patients
  - Travel with patients transferred to EMS

## Medical Records Team

- Volunteer in yellow vest
- MPTS in white vest

CHICAGO MARATHON MEDICAL: BALBO MEDICAL: INDIANA MEDICAL: JACKSON MEDICAL: LAFLIN

MANDATORY AREAS FOR FAST TRACK AND MEDICAL FORM

Arrival time (HH:MM) Final race time (HH:MM) Bib # Bed # Section # Wristband #

Musculoskeletal:  Biofreeze  Ankle  Knee  Muscle  Other

How long have these symptoms been present? \_\_\_\_\_

Were these symptoms present during training? \_\_\_\_\_

Comments \_\_\_\_\_

SKIP TO BOTTOM SECTION FOR FAST TRACK PATIENTS

Name Address Age Gender Charity runner?  Yes  No

Phone Emergency contact: Name & phone Pre-race weight Post-race weight

Patient complaint PMHx Current medications / allergies

VITAL SIGNS: Time (HH:MM) P BP RR Temp (rectal)

EXAM: Mental Status  AWOX3  Confused  Unresponsive

Cardiac  Tachy  Murmur  Brady  RRR

Pulmonary  Clear  Wheeze  Rales  Decreased - Left / Right (circle one)

Abdomen  Soft ND / NT  Tender location: \_\_\_\_\_

MSK (check below and/or use diagram)  Cramping (describe): \_\_\_\_\_

Skin (check & circle below and/or use diagram)  Sprain / strain (describe): \_\_\_\_\_  Blisters  Abrasion / Laceration  Dry / Sweaty  Hot / Cold

Time (HH:MM) Progress notes

CHIEF COMPLAINT(S):  Fatigue / weak  Confused  Chest Pain  Near Syncope  Syncope  SOB  Dizziness  Cramping  Wheeze  Nausea / vomiting  Headache  Musculoskeletal  Hot / Cold (circle one)  Diarrhea  Glucose levels  Numbness / tingling  Blisters  Other

Explain complaint(s) (indicated above): \_\_\_\_\_

TREATMENT(S):  PO fluids  Wound care  Acetaminophen  Ice therapy / bath (circle one)  IV fluids  Blister care  Biofreeze  Salt Tab  Massage  Wrap / tape  Other  Inhaler  Stretch

Time (HH:MM) IV solution Volume Labs  Yes  No

Diagnosis  Dehydration  Hypothermia  Blister  Sprain/Strain  Muscle Cramps  Hypoglycemia  Shin Splints  Heel Pain  Hyperthermic  Asthma / Respiratory  Toenail Trauma  Other: \_\_\_\_\_  Hypoosmotic  Exercise Assoc. Collapse  MSK  Hypoosmotic  Laceration  GI

Disposition / Follow-up  Discharge: Course  Transported to Hospital  Discharge: Home  Transferred to Balbo  Discharge: Shuttle Service  Transferred to Jackson  Patient Refused Care  Follow Up with PCP  Transferred from: \_\_\_\_\_

Discharge Time (HH:MM) Signature (attending signature required) \_\_\_\_\_ MD, DO

SKIP FOR FAST TRACK PATIENTS

CHICAGO MARATHON COURSE MEDICAL TENT MANDATORY AREAS FOR FAST TRACK AND MEDICAL FORM

Arrival time (HH:MM) Final race time (HH:MM) Bib # Bed # Section # Wristband #

Wound Care  Band-aids  Vaseline  Acetaminophen  Ice  Warm/Cool off

Musculoskeletal:  Biofreeze  Ankle  Knee  Muscle  Other

How long have these symptoms been present? \_\_\_\_\_

Were these symptoms present during training? \_\_\_\_\_

Comments \_\_\_\_\_

SKIP TO BOTTOM SECTION FOR FAST TRACK PATIENTS

Name Address Age Gender Charity runner?  Yes  No

Phone Emergency contact: Name & phone Pre-race weight Post-race weight

Patient complaint PMHx Current medications / allergies

VITAL SIGNS: Time (HH:MM) P BP RR Temp (rectal)

EXAM: Mental Status  AWOX3  Confused  Unresponsive

Cardiac  Tachy  Murmur  Brady  RRR

Pulmonary  Clear  Wheeze  Rales  Decreased - Left / Right (circle one)

Abdomen  Soft ND / NT  Tender location: \_\_\_\_\_

MSK (check below and/or use diagram)  Cramping (describe): \_\_\_\_\_

Skin (check & circle below and/or use diagram)  Blisters  Abrasion / Laceration  Dry / Sweaty  Hot / Cold

Time (HH:MM) Progress notes

CHIEF COMPLAINT(S):  Fatigue / weak  Confused  Chest Pain  Near Syncope  Syncope  SOB  Dizziness  Cramping  Wheeze  Nausea / vomiting  Headache  Musculoskeletal  Hot / Cold (circle one)  Diarrhea  Glucose levels  Numbness / tingling  Blisters  Other

Explain complaint(s) (indicated above): \_\_\_\_\_

TREATMENT(S):  PO fluids  Wound care  Acetaminophen  Ice therapy / bath (circle one)  IV fluids  Blister care  Biofreeze  Salt Tab  Massage  Wrap / tape  Other  Inhaler  Stretch

Time (HH:MM) IV solution Volume Labs  Yes  No

Diagnosis  Dehydration  Hypothermia  Blister  Sprain/Strain  Muscle Cramps  Hypoglycemia  Shin Splints  Heel Pain  Hyperthermic  Asthma / Respiratory  Toenail Trauma  Other: \_\_\_\_\_  Hypoosmotic  Exercise Assoc. Collapse  MSK  Hypoosmotic  Laceration  GI

Disposition / Follow-up  Discharge: Course  Transported to Hospital  Discharge: Home  Transferred to Balbo  Discharge: Shuttle Service  Transferred to Jackson  Patient Refused Care  Follow Up with PCP  Transferred from: \_\_\_\_\_


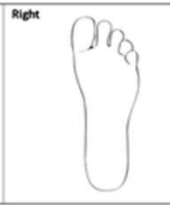
Discharge Time (HH:MM) Signature (attending signature required) \_\_\_\_\_ MD, DO

SKIP FOR FAST TRACK PATIENTS





# Podiatry forms

Bank of America Chicago Marathon   Medical: Podiatry						Mandatory areas											
Arrival time (h:mm)	Final race time (h:mm)	Section #	Bed #	Bib #	Wristband #												
Name		Address		Age	Gender <input type="checkbox"/> M <input type="checkbox"/> F	Charity runner? <input type="checkbox"/> Yes <input type="checkbox"/> No											
Phone		Emergency contact name and phone		Pre-race weight		Post-race weight											
Patient complaint				PMHx		Current medications/allergies											
<b>Vital signs:</b> <table border="1"> <thead> <tr> <th>Time (h:mm)</th> <th>P</th> <th>BP</th> <th>RR</th> <th>Temp (rectal)</th> </tr> </thead> <tbody> <tr> <td> </td> <td> </td> <td> </td> <td> </td> <td> </td> </tr> </tbody> </table>					Time (h:mm)	P	BP	RR	Temp (rectal)						<b>Exam:</b> <div style="display: flex; justify-content: space-around;"> <div style="text-align: center;"> <b>Left</b>   </div> <div style="text-align: center;"> <b>Right</b>   </div> </div>		
Time (h:mm)	P	BP	RR	Temp (rectal)													
<b>Chief complaint(s):</b> <input type="checkbox"/> Blisters <input type="checkbox"/> Laceration <input type="checkbox"/> Confused <input type="checkbox"/> Toenail trauma <input type="checkbox"/> Fatigue/weak <input type="checkbox"/> Syncope <input type="checkbox"/> Heel pain <input type="checkbox"/> Nausea/vomiting <input type="checkbox"/> Cramping <input type="checkbox"/> Shin splints <input type="checkbox"/> Dizziness <input type="checkbox"/> SOB <input type="checkbox"/> Sprain/strain <input type="checkbox"/> Hot/cold (circle one)					<b>Running shoes: type/brand</b> <input type="checkbox"/> Trainer _____ <input type="checkbox"/> Racing flat _____ <input type="checkbox"/> Barefoot type _____ <input type="checkbox"/> Age of shoes _____  <b>Socks</b> <input type="checkbox"/> Cotton <input type="checkbox"/> Polypro <input type="checkbox"/> Mesh <input type="checkbox"/> Tech fiber												
<b>Explain complaint(s) (indicated above):</b>  					<b>Time (h:mm)</b> <b>Progress notes</b>  												
<b>Other complaints:</b>  					<b>Time (h:mm)</b> <b>Treatment notes:</b>  												
<b>Treatments</b> <input type="checkbox"/> PO fluids <input type="checkbox"/> Inhaler <input type="checkbox"/> Biofreeze <input type="checkbox"/> Ice therapy / bath (circle one) <input type="checkbox"/> IV fluids <input type="checkbox"/> Wound care <input type="checkbox"/> Stretch <input type="checkbox"/> Salt Tab <input type="checkbox"/> Blister care <input type="checkbox"/> Massage <input type="checkbox"/> Acetaminophen <input type="checkbox"/> Wrap / tape <input type="checkbox"/> Other _____					 												
<b>Diagnosis</b> <input type="checkbox"/> Dehydration <input type="checkbox"/> Hyponatremia <input type="checkbox"/> Blisters <input type="checkbox"/> Sprain/strain <input type="checkbox"/> Muscle cramps <input type="checkbox"/> Hypoglycemia <input type="checkbox"/> Shin splints <input type="checkbox"/> Heel pain <input type="checkbox"/> Hyperthermic <input type="checkbox"/> Asthma/respiratory <input type="checkbox"/> Toenail trauma <input type="checkbox"/> Other: _____ <input type="checkbox"/> Hypothermic <input type="checkbox"/> Exercise assoc. collapse <input type="checkbox"/> MSK <input type="checkbox"/> Laceration <input type="checkbox"/> GI																	
<b>Disposition/follow-up</b> <input type="checkbox"/> Discharged ambulatory <input type="checkbox"/> Transfer to medical tent			<input type="checkbox"/> Patient refused care <input type="checkbox"/> Follow up with PCP <input type="checkbox"/> Follow up with podiatrist		<b>Discharge time (h:mm)</b> 		<b>Signature (attending signature required)</b>  <div style="text-align: right;">DPM</div>										



BANK OF AMERICA   
**Chicago  
Marathon®**

# Key processes

# Cot table sanitation

## Cot sanitizing process

- Spray cots with Husky Disinfectant Spray after each use
- Heavily soiled cots sprayed down & set aside
- Key Leads: Ensure that team members are aware of sanitary expectations



## Full body ice bags

- Use on course at CMTs #10-20
- 60 lbs. of ice per patient
  - Ice available at your associated Aid Station
- 20 gallons of water per patient
  - Gallon jugs available at your associated Aid Station



# Acetaminophen process



## Elite runner bib

- Identifier is a name
- If caring for an elite athlete, notify Dr. Chiampas and/or Sarah Van Deusen Phillips in Forward Command
- Course Medical Tents inform Forward Command via HAM operators



# Red Sensitive Bins

**Bin and contents barcoded; checked out to medical leads**

- Medical forms binder and key documents
- Glucometers, test strips and lancets
- Acetaminophen stickers
- LIFEPAK CR2 AED unit
- iSTAT & cartridges from Abbott
- Epinephrine syringe sets
- Forceps
- Pulse Oximeter finger units (Balbo & Jackson)
- MPTS tablet
- Trauma pack
- DataTherm units (select CMTs, Balbo, Jackson)
- Wet Bulb Thermometer CMTs 6, 15, 18





# Red Sensitive Bin review process

## **NEW** Check-out check-list

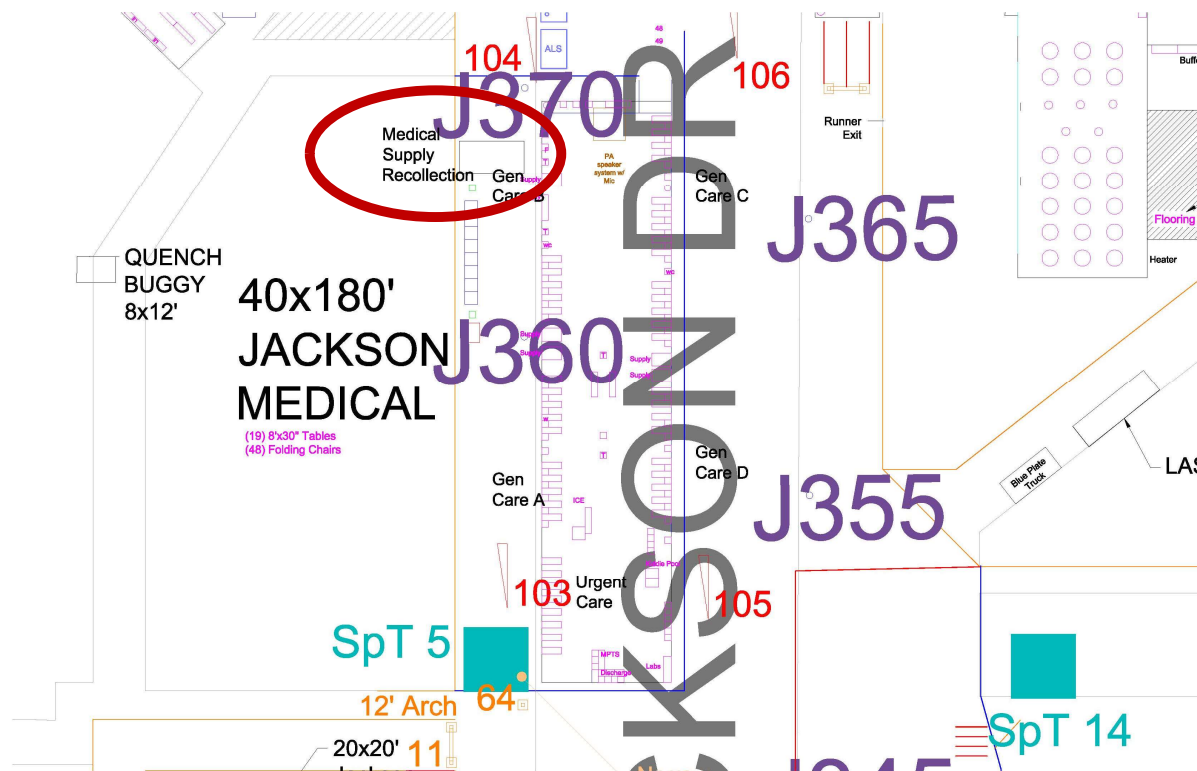
- Find your bin in your corral
- Review contents and test devices
- Complete and sign review form
- Turn form in to staff

## **Return check-list**

- Pack listed items in Red Sensitive Bin
- Complete and sign return check-list
- Place form on top of contents for return
- Bring bin with you on the bus
- Drop off at Medical Equipment Return, Jackson Medical Tent



# Medical Equipment Return Tent



# Course medical tent supplies & procedures

## Supplies and equipment

Tent:

- Tables, chairs, EAS and medical blade flags

Black crate:

- Cots, general and medical supply bins

Ice:

- Available at neighboring Aid Station

## Medical Lead responsibilities

- Prepare space on arrival
  - Set up cots, tables, chairs
  - Unpack supplies
  - Identify missing supplies early
  - Communicate supply needs to Forward Command via HAMs
- Have HAM operator radio to FC that tent is ready
- Repack and clean up at end of shift



## Closing a course medical tent

1. Last runner has passed the Aid Station
2. End Vehicle has passed the Aid Station
3. Medical supplies and equipment packed, facility is clean
4. Medical Lead has confirmed all patients are transported or discharged
5. Aid Station Captain has reviewed the facility with Medical Lead and HAM to confirm state of facility
6. Aid Station Captain radios Course Dispatch and HAM radios FC "Course medical is now closed"

# Closing a course medical tent

## Clean means:

- Trash tied in bags
- Zip ties/IV bags cut down
- Biohazard bags prepared for transport by medical lead to Medical Equipment Return at Jackson Medical
- Spray cots down with sanitizing spray

## Packed means:

- Red Sensitive Bin items packed for return to Jackson with Medical Lead
- Bibs collected for return to Jackson with Medical Lead
- Furniture collapsed and stacked
- Medical supplies returned to grey bins
- Bins & equipment returned to black crates, ready for trucks to pick up



## Closing massage locations

1. Ensure that table legs are free of mud & debris
2. Wipe all surfaces with Husky disinfectant spray and paper towels
3. Repack all accessories into table when preparing to fold it
  - Head rest
  - Arm rests
4. Fold table and place in carrying case
5. Return packed tables to POD container outside of the tent





# Medical data collection

# Why collect medical data?

## **Importance:**

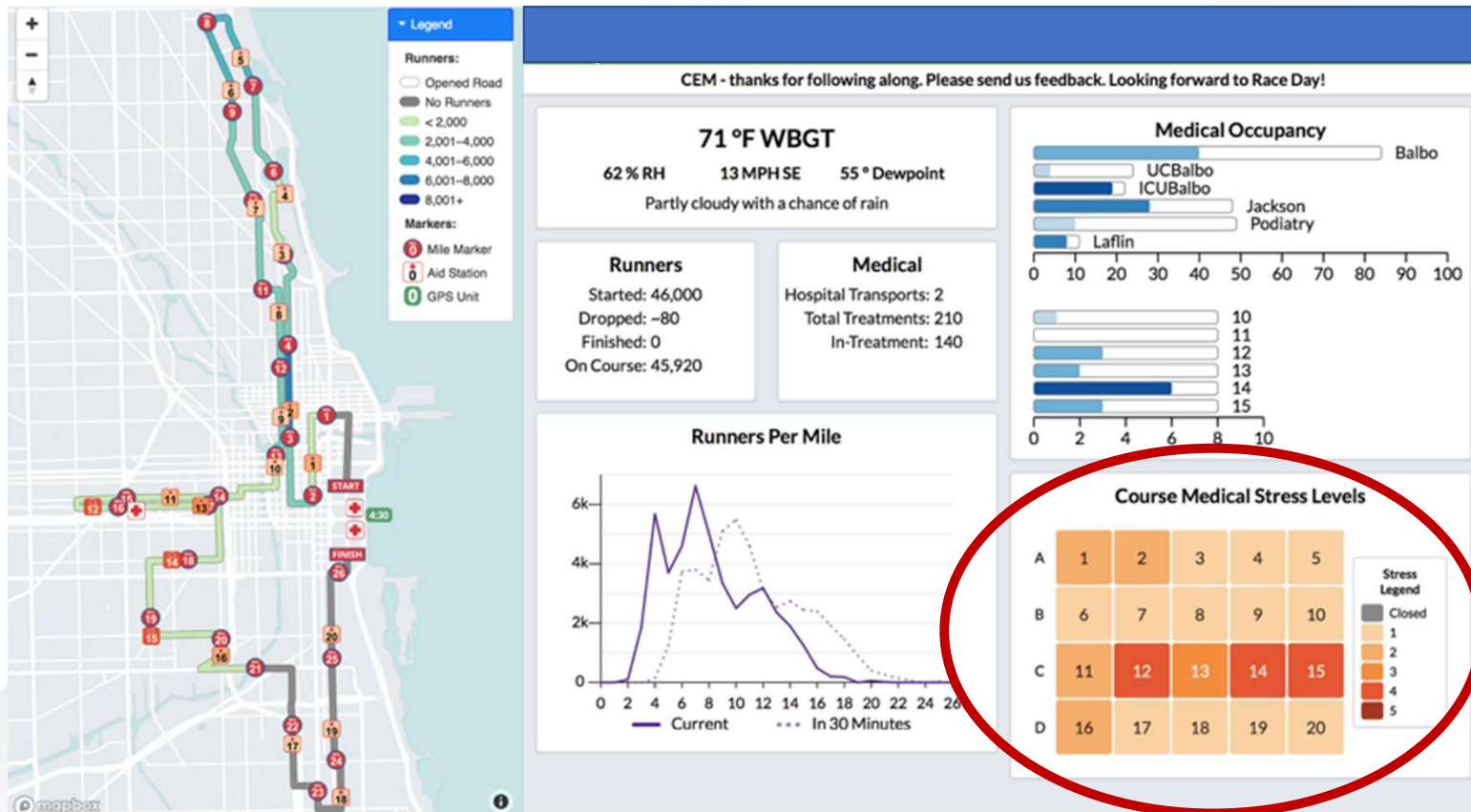
- Vital information source
- Track volunteer levels
- Stress at aid stations
- Use of data to improve live race-day visualization

## **Outcomes:**

- Tells us what is happening on course
- Gain understanding of endurance race medical conditions
- Better prepare in future
  - i.e., staffing, surge capacity, resources



# Data visualization: dashboard



# Pace and stress levels

## 1: No stress

- Handling patient load
- Plenty of available beds, staff and supplies

## 2: Slight stress

- Handling patient load
- Some available beds, staff, good supplies

## 3: Feeling pressure

- No available beds
- Patients spilling into street
- Staff busy, ambulance support present
- Low supplies

## 4: Heavy pressure

- No beds
- Patients in street
- Not enough staff; no ambulance support
- Diminishing supplies

## 5: Overwhelmed

- No beds
- Patients crowded in street
- Not enough staff; no ambulance
- Supplies depleted



BANK OF AMERICA   
**Chicago  
Marathon®**

# Medical Response

# Medical response

## **Medical response units:**

1. Pre-Finish
2. Code Team
3. Sweep Team
4. Mobile Triage
5. Urgent Care

## **Primary purpose:**

1. Identify runner distress (also spectators, volunteers, or staff)
2. Triage, transport, or transfer to EMS
3. Provide emergency services and safety on-site with expectation of additional resources following
4. In collaboration with Superior Ambulance and CFD in Unified Command Approach



## Important dates

- Sept. 30: Volunteer assignments finalized
- Oct. 3 Final volunteer assignment email goes out
- Oct. 3 Race week opens
- Oct. 5 Medical tent build begins
- Oct. 6-8 Medical volunteer check-in set up
- Oct. 8 Abbott Chicago 5K  
Medical committee credentials move to Medical Volunteer check-in at noon
- Oct. 9 Bank of America Chicago Marathon
- Nov. 1 Medical Program recap meeting

